



ONIC2022 Routing Platformのオープン化への Ciscoの取り組み

Teppei Kamata(tkamata@cisco.com)

Cisco Systems

Oct 2022

自己紹介

- 名前：鎌田徹平
- 所属：シスコシステムズ合同会社
- 役職：Systems Architect
- Service provider様向けのPre-sales SE職
- Interop Tokyo ShowNet NOC team member




Agenda

- はじめに
**Cisco Routing Platformの
Open化への取り組み**
- **CiscoのCustom Siliconで
SONiCが動く
SONiC on SiliconOne**
- ついにContainer化
XRd vRouter
- **IOS-XRのあまり知られていない
使い方
Service Layer API**

はじめに Cisco Routing PlatformのOpen化への取り組み

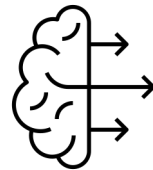
本日の内容

- CiscoのRouting platformはあまり知られていないですが、柔軟な使い方が選択できるようにOpen化へも取り組んでいます
- 本日はその取り組みについて紹介させていただきたいと思います



Simple

- Architecture
- Operations
- IOS-XR Install
- Software delivery
- Secure ZTP



Modern

- ZTP API's
- YANG Models - Device Mgmt
- Segment Routing, EVPN
- Streaming Telemetry
- Service-Layer, OFA




Flexible

- VNF
- Merchant Silicon
- 3rd party Qualified Hardware
- Custom Silicon
- Containerized

CiscoのCustom SiliconでSONiCが動く SONiC on SiliconOne

Cisco 8000 ルーターが SONiC 対応しました



SP360: Service Provider
SONiC in the Real World

Microsoft & Cisco

Benefits | Featured Highlights | Demo | Get Started Now | Resources

Partner Help



Running SONiC on Cisco 8000 combines massive scalability with open-source flexibility. Supporting Switch Abstraction Interface (SAI) on the Cisco 8000 provides network vendors with consistent ASIC programming, while allowing hyperscalers to benefit from silicon innovations.

[Read our blog](#)

※ Commercial SONiC Distributionではなく、
C8k用のCisco SONiC Distributionです。

<https://www.cisco.com/c/en/us/products/routers/8000-series-routers/sonic.html>
<https://blogs.cisco.com/sp/sonic-in-the-real-world>



© 2022 Cisco and/or its affiliates. All rights reserved. Cisco Confidential

The growing industry traction for **Software for Open Networking in the Cloud (SONiC)** has generated plenty of interest across different market segments. Known as an open-source initiative today, SONiC was originally created by Microsoft in 2016 to power their Azure cloud infrastructure connectivity. SONiC is Debian-based and has a microservice-based, containerized architecture where all major applications are hosted within independent Docker containers.

While it started primarily with hyperscalers, both enterprises and service providers are now more broadly considering SONiC (Software for Open Networking in the Cloud) for their networks. Use cases that can benefit from disaggregation and the open NOS ecosystem are ideal candidates for SONiC adoption. In this blog, we'll address some key questions on SONiC's adoption, where we share both Microsoft's perspective as the operator and Cisco's perspective as the vendor in a Q&A format. Let's jump right in then, shall we?

Why is SONiC fundamental in building the next-generation network?

Microsoft (operator): By decoupling network software from the underlying hardware platform, SONiC empowers Microsoft to innovate faster to advance Azure cloud networking infrastructure – one of the largest hyperscale networks on the planet, to satisfy diversified and fast-growing customer requirements. It offers Microsoft the flexibility to create the next-generation network solutions and innovate together with hardware vendors while leveraging the strength of a large ecosystem and open community.

Cisco (vendor): At its core, the inherent open nature of SONiC makes it very conducive for collaboration between vendors and operators that's instrumental for innovation. With the new [Cisco 8000 product portfolio](#) running community SONiC, we have a unique advantage as an industry leader in enabling disaggregation for next-generation networks. One of the most exciting value propositions with SONiC is the strong community support. Building architectures today that solve problems for tomorrow requires a culture of partnership across boundaries that an open-source community offers. With its microservices-based architecture, SONiC makes plug and play simple. From a vendor's standpoint, integrating different value-added components can now become seamless. Next-generation networks are built on innovation, thought leadership, strong community, and collaboration. With all its attributes, SONiC sets the foundation to foster the same.

What unique value does SONiC add?

Microsoft: SONiC provides Microsoft with a simplified and uniform software stack to manage the heterogeneous underlying devices from multiple vendors to run a reliable network with fast feature development and deployment velocity. It gives us the capability to access innovative silicon and hardware innovations.



なんでCiscoがSONiC対応するの？

Open source

- Vendor independence
- Feature velocity & community support

Disaggregation

- Modular components
- Decoupling sw functions

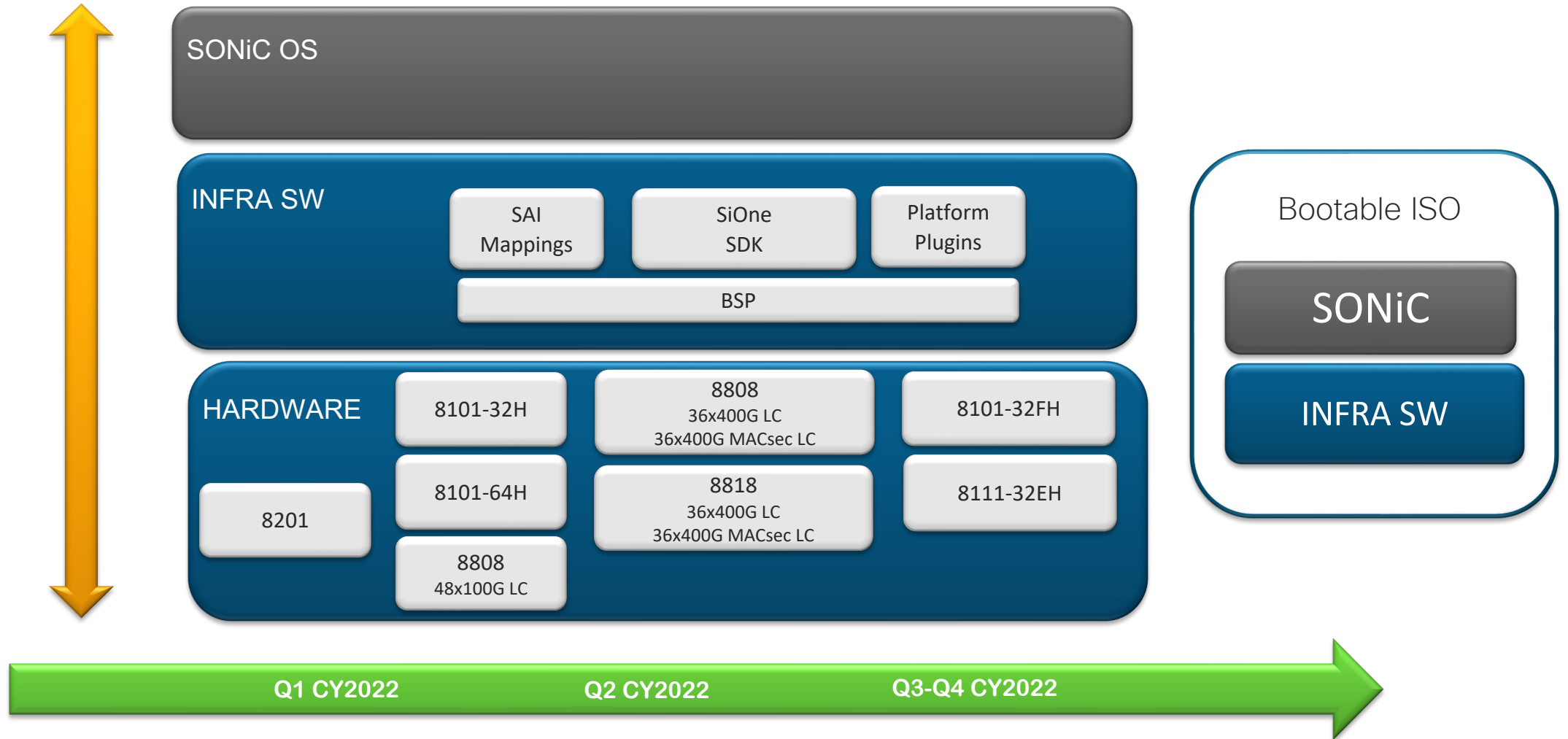
Vendor agnostic

- Normalize different vendor hardware
- SAI API

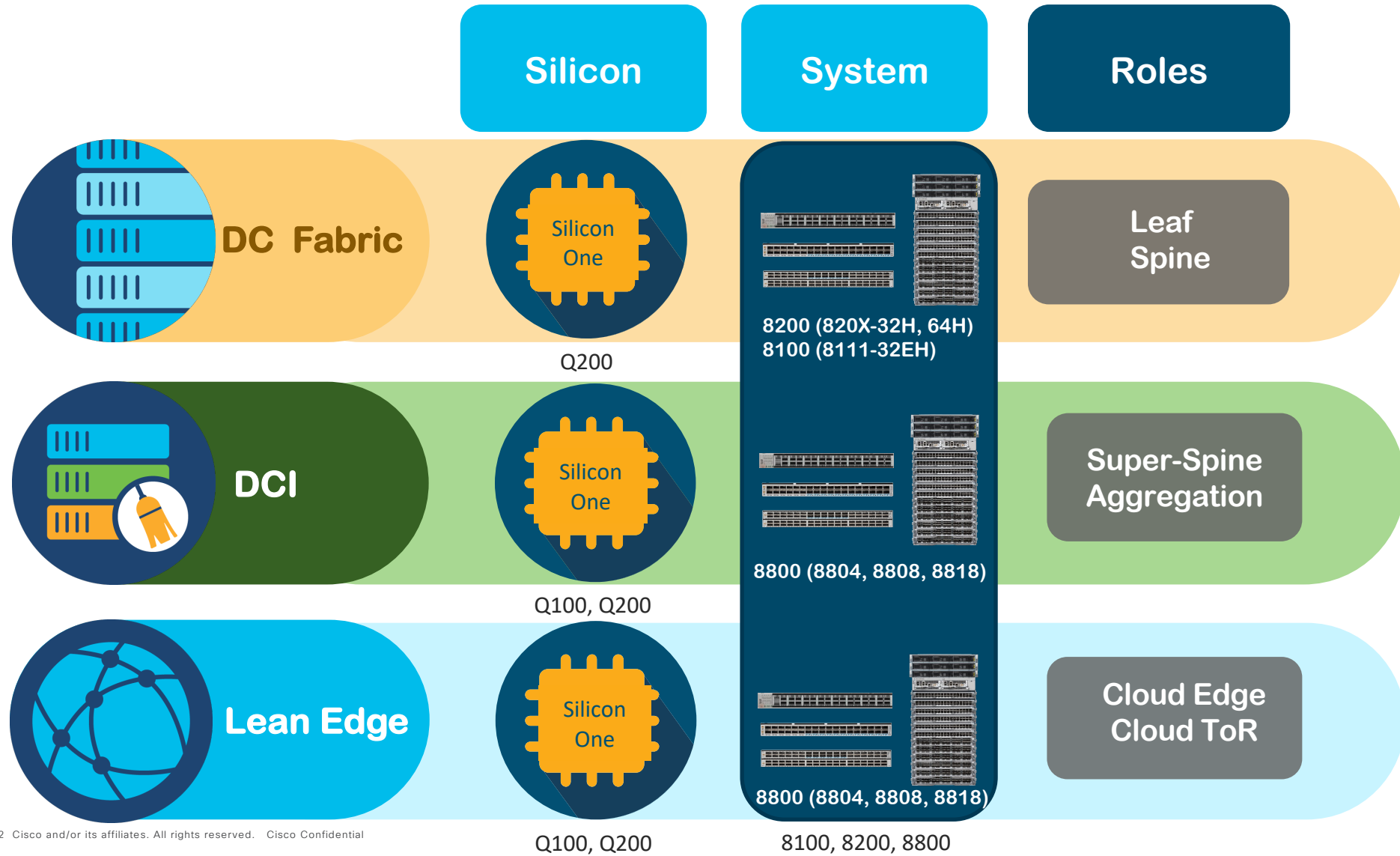
DevOps

- Containerized – ease of automation & orchestration
- Microservices – ease of upgrades

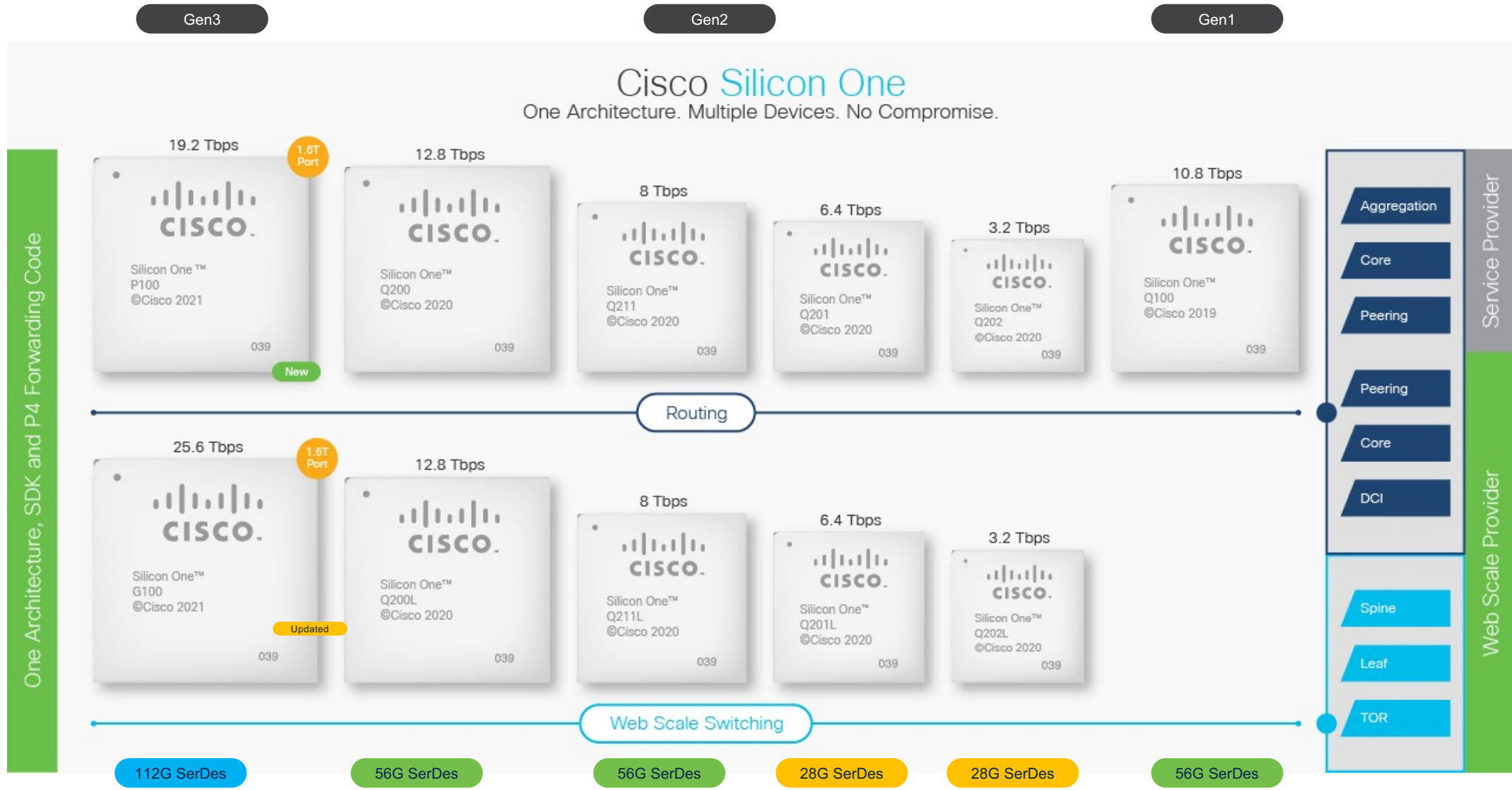
The “Product” – SONiC on Cisco 8000



SONiC & Silicon One



Cisco Silicon One



Cisco 8100 Series



Power Optimized
On-Chip Buffer



	8101-32H	8102-64H	8101-32FH*
FCS	Shipping		
Port Speeds	10/25/40/50/100		10/25/40/50/100/200/400
Ports & Line Cards	32X100G	64X100G	32X400G
100G Native/BO	32	64	32/128
400G Native/BO	N/A	N/A	32/0
Throughput	3.2Tbps	6.4Tbps	12.8Tbps
Buffer On/Off Chip	64MB	64MB	108MB
Data Sheet Power 27C / 768B / 15%	150W	220W	288W
27C / 500B / 80%	165W	235W	450W
ASIC	Q201L (7nm)	Q202L (7nm)	Q200L (7nm)



Cisco 8200 Series

Power Optimized
High Buffer

MACsec



	8201	8202	8201-32FH	8202-32FH-M*
FCS	Shipping	Shipping	Shipping	Q2 2022
Port Speeds	10/40/100/200/400			
Ports & Line Cards	24X400G + 12X100G	60X100G + 12X400G	32X400G	32X400G
100G Native/BO	36/108	72/108	32/128	32/128
400G Native/BO	24	12	32	32
Throughput	10.8Tbps	10.8Tbps	12.8Tbps	12.8Tbps
Buffer On/Off Chip	36MB/8GB	36MB/8GB	108MB/8GB	108MB/8GB
Data Sheet Power 27C / 768B / 15%	415W	750W	288W	~750W
27C / 500B / 80%	510W	845W	450W	<TBD>
27 / 500B / 80% Low power mode			370W	<TBD>
ASIC	Q100 (16nm)	Q100 (16nm)	Q200 (7nm)	



Cisco 8800 Series



High Buffer
High Bandwidth

100G Optimized
FABRIC MODE

Power Optimized

N+1 Redundant
Fabric

	8804(10RU)	8808(16RU)	8812(21RU)	8818(33RU)
FCS	Q2 2021	Shipping	Shipping	Shipping
100G Count Native	192	384	576	864
400G Count Native	144	288	432	648
Throughput	57Tbps	115Tbps	172Tbps	260Tbps

Q100 Line Cards

48X100G MACsec Q100



36X400G Q100



Q200 (7nm) Line Cards

36X400G MACsec



36X400G



Q200 LCs - Q2 2021

ちょっとだけデモ
こんな感じで動きます

参考リンク:

<https://devnetsandbox.cisco.com/RM/Diagram/Index/219b721f-4116-4e47-adfa-c41ab540ca22?diagramType=Topology>

<https://www.cisco.com/c/en/us/td/docs/iosxr/cisco8000-emulator/cisco8000-hardware-emulator-datasheet.html>

ついにContainer化 XRd vRouter

XRdとは？



Dockerコンテナとして動作するIOS XRルーター

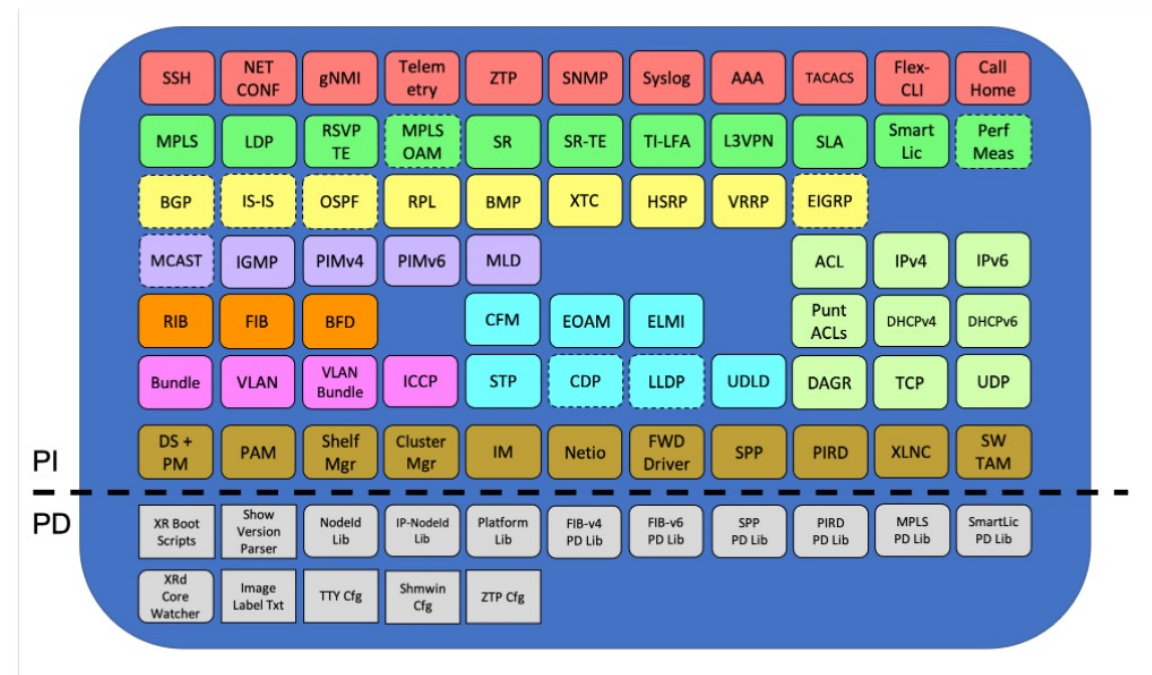
docker-composeを使いXRd Topologyを構築

XRv9K(VM)より圧倒的に軽量で立ち上がりも高速

Control planeだけのDockerイメージとData plane付きのvRouter


ユースケース

- BGP vRRP及びSR-PCEなどのCP function
- 軽量でパフォーマンスの出るCloud Router
- ラボ利用での動作確認やトレーニング



Cisco Cloud Native vRouter a.k.a XRd

Software based router to run on x86



- Cisco IOS-XR and Management
- DPDK and VPP based forwarding
- Kubernetes compliant
- Light footprint on x86 compute

Solution for Cloud native deployments



- Suitable for Cloud native environments
- Routing function at low-bandwidth cell site
- Physical CSR Feature parity

CPU Cores	2 physical cores: 1 for control plane ; 1 for dataplane (*)
Memory	11 GiB: 8 GiB regular memory + 3 GiB huge pages (**)
Disk	7 Gb (***)
Boot time	~2 mins (to BGP convergence)
Latency	50us via vRouter CNF

* CPU may require hyperthreading

** 11 GiB provides equivalent memory to Physical Router

- 8 GiB is minimum to boot
- Real configuration expected to be < 10 GiB

Control planeのみの場合は2GBで動作

*** Includes provision for logs and other operational data; in most cases usage <= 2Gb

Cisco XRd Deployment Models



FLEXIBLE

Containerized/ Virtual
Deployment

*Standard K8s, Vmware Tanzu
K8s, standalone Docker, gVisor**

*1:1 Replacement of XRv9k on
KVM/ESXI**



CONVENIENT

Feature parity

*Telemetry & Yang Models
Integration with Cisco
Network Controller & Network
Service Orchestrator*



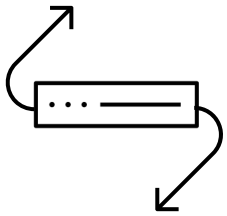
CLOUD

AWS (EKS),
GCE GKE*, Azure AKS*

*Easy to try, Easy to Scale,
Easy to Manage*

COMMON NETWORK OPERATING SYSTEM: IOS-XR

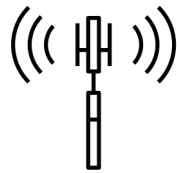
Cisco XRd Use Cases



VIRTUAL ROUTE REFLECTOR

Industry Leading Scale

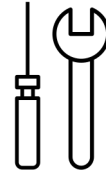
Upto 70 Mn Paths
20M Routes
100 RR Groups



VIRTUAL CELL SITE ROUTER

Lowest XR footprint

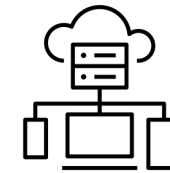
T'put: ~20 Gbps#
Routes: 20K VPNv4/V6
SRv6/SR-MPLS/SR-TE
HQoS



Light weight lab simulation

CI/CD deployment

Thorough XR Coverage
Fast boot time: ~2 Min



VIRTUAL PROVIDER EDGE*

Consistent architecture w/ ASR 9000

T'put: ~100Gbps
Business VPNs, M'cast, Peering



CLOUD ROUTER*

Public Cloud Gateway

Routes: Upto 100K#
GRE Tunnels: ~400#
BGP Sessions: 1000#
SRv6\$, SR-MPLS, GRE Overlay

Image, Scriptの取得

XRd Imageの取得

- <https://software.cisco.com/download/home/286331236/type/280805694/release/7.7.1>

XRdを操作するScriptの取得

- <https://github.com/ios-xr/xrd-tools>

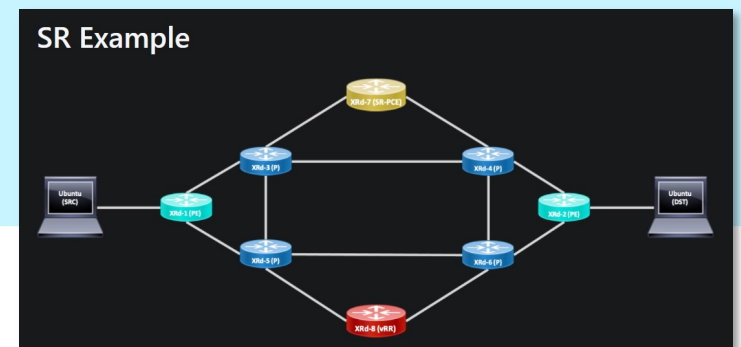
xrd-tools 内容

/scripts : 各種Scriptが格納

- host-check
ホストが要件を満たしているか確認
- launch-xrd
単一XRdコンテナを起動
- xr-compose
複数XRdによるトポロジを起動

/samples/xr_compose_topos:
サンプルトポロジが格納

- segment-routing
複数のXRd間でSR-MPLSを構成



ちょっとだけデモ
こんな感じで動きます

参考リンク:

<https://www.cisco.com/c/en/us/td/docs/routers/virtual-routers/xrd-77x/release/notes/b-release-notes-xrd-r771.html>

<https://github.com/ios-xr/xrd-tools>

当面の面白い使い方として

- Scrap and Buildが非常に簡単
30秒ほどでXRdが起動する
- XRd 1ノードにつき2GB RAMと軽くてエコ
- XRd Topology, startup-configも自由自在



ラボ・トレーニング用途に非常に向いている

IOS-XRのあまり知られていない使い方 Service Layer API

IOS-XRのAPIの普及

- IOS-XRも多様なApplicationに向けて様々なAPIを用意しています

Data Model-driven Management

Data Modeling Language
(schema language)

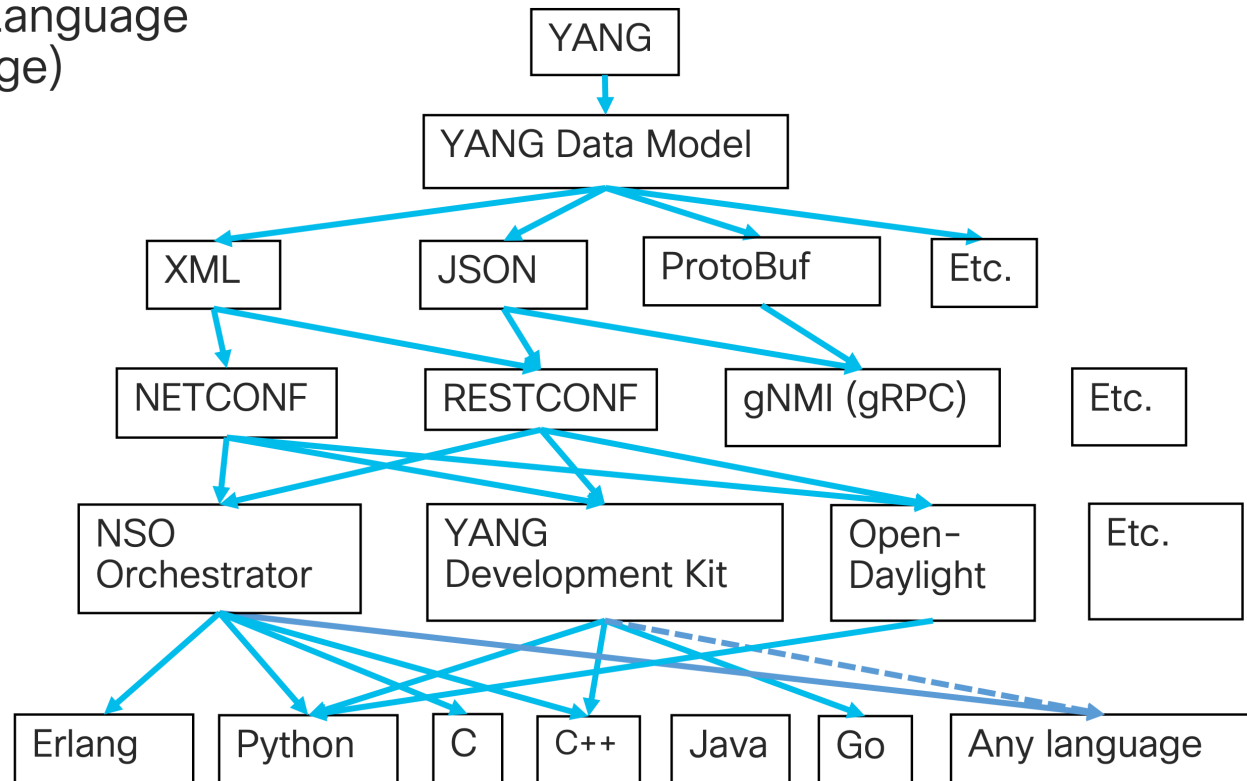
Data Modeling
(schema)

Encoding
(serialization)

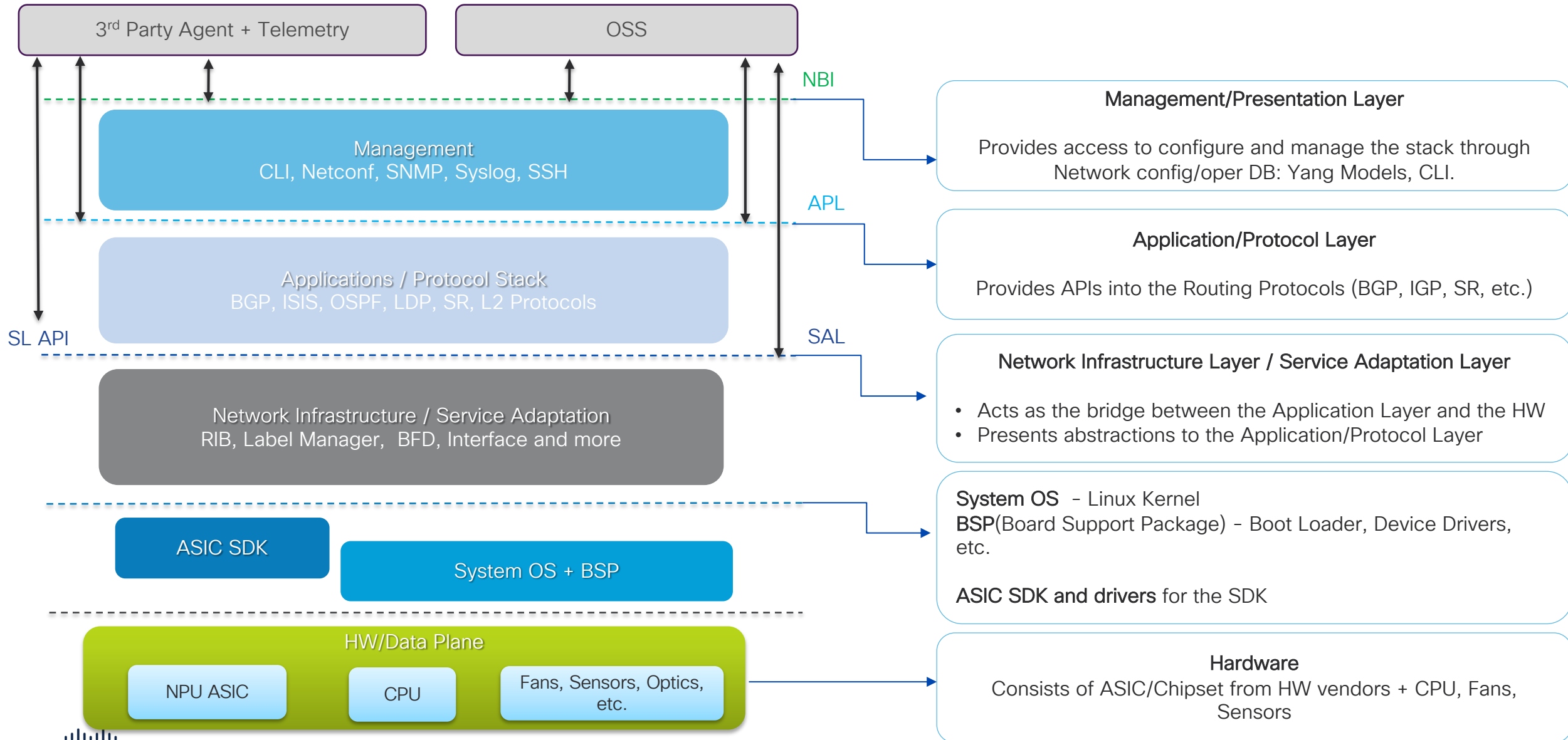
Protocol

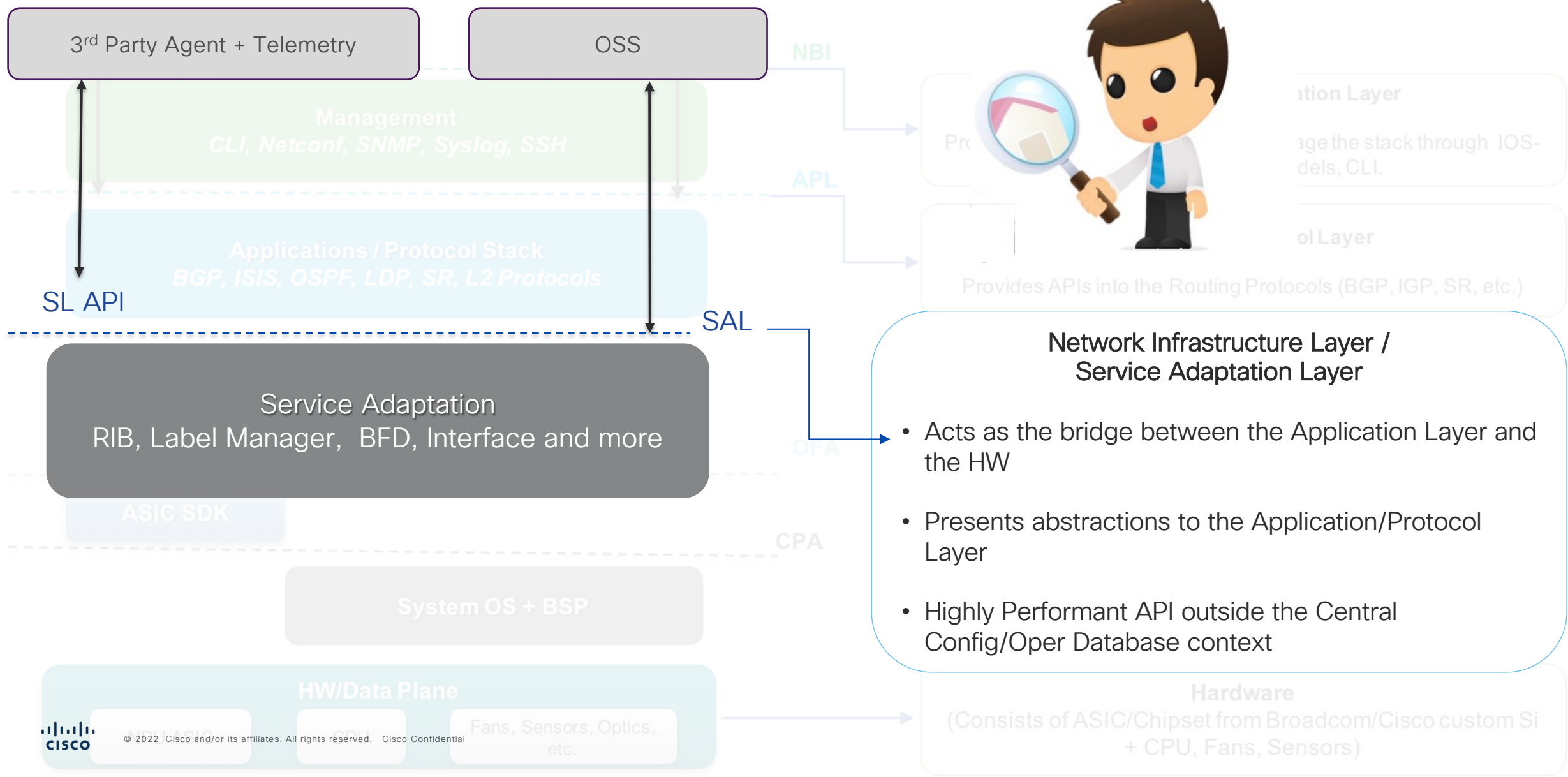
Orchestration
Application

Prog. Language



De-Layering The Network Stack





3rd Party Agent + Telemetry

OSS

Management
CLI, Netconf, SNMP, Syslog, SSH

Applications / Protocol Stack
BGP, ISIS, OSPF, LDP, SR, L2 Protocols

SL API

SAL

Service Adaptation
RIB, Label Manager, BFD, Interface and more

ASIC SDK

System OS + BSP

HW/Data Plane

Fans, Sensors, Optics,
etc.

NBI

APL

OFA

CPA



ation Layer

age the stack through IOS-
dels, CLI.

ol Layer

Provides APIs into the Routing Protocols (BGP, IGP, SR, etc.)

**Network Infrastructure Layer /
Service Adaptation Layer**

- Acts as the bridge between the Application Layer and the HW
- Presents abstractions to the Application/Protocol Layer
- Highly Performant API outside the Central Config/Oper Database context

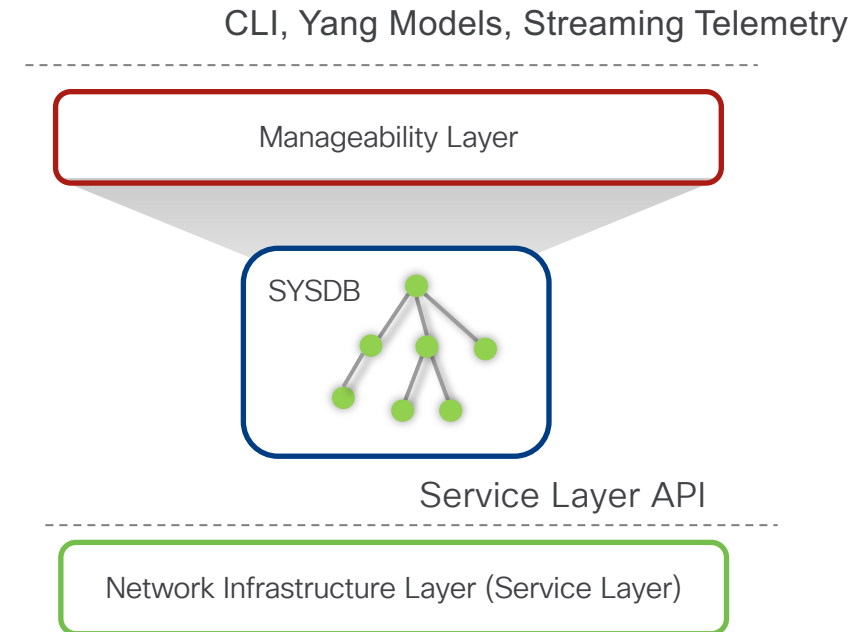
Hardware

(Consists of ASIC/Chipset from Broadcom/Cisco custom Si + CPU, Fans, Sensors)



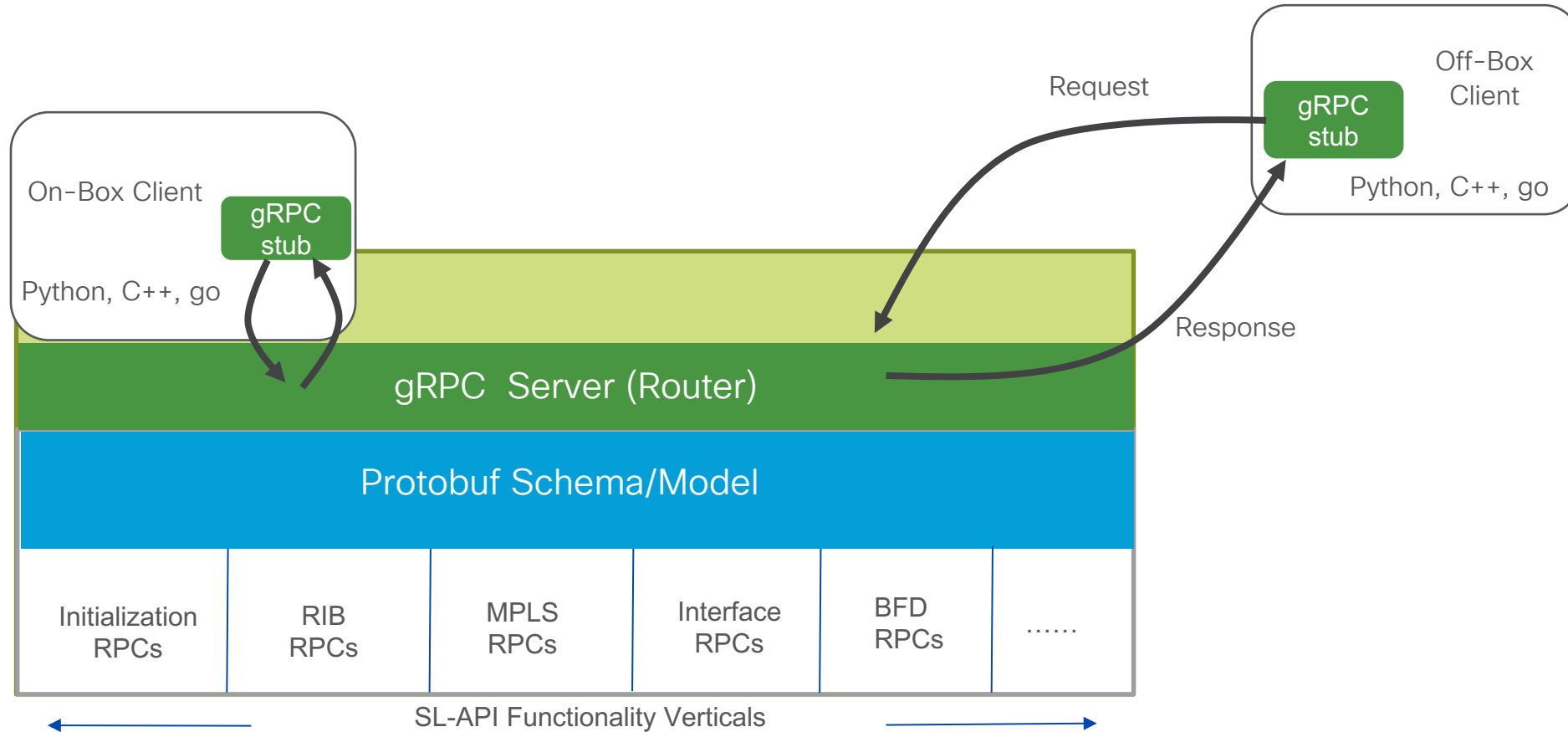
なんで他のAPIが必要なのか？

- 現在のAPIはほぼYANG Modelsにフォーカスしている
- YANGはもちろん重要なのですが、基本的には“Feature”と紐付いています
 - SysDBがサポートしている (つまりFeature)をAPIで叩ける
- “The multiple layers in the stack get in the way – We need better performance!”
- “I have my own controller/protocol, just give me complete access to the infrastructure underneath”

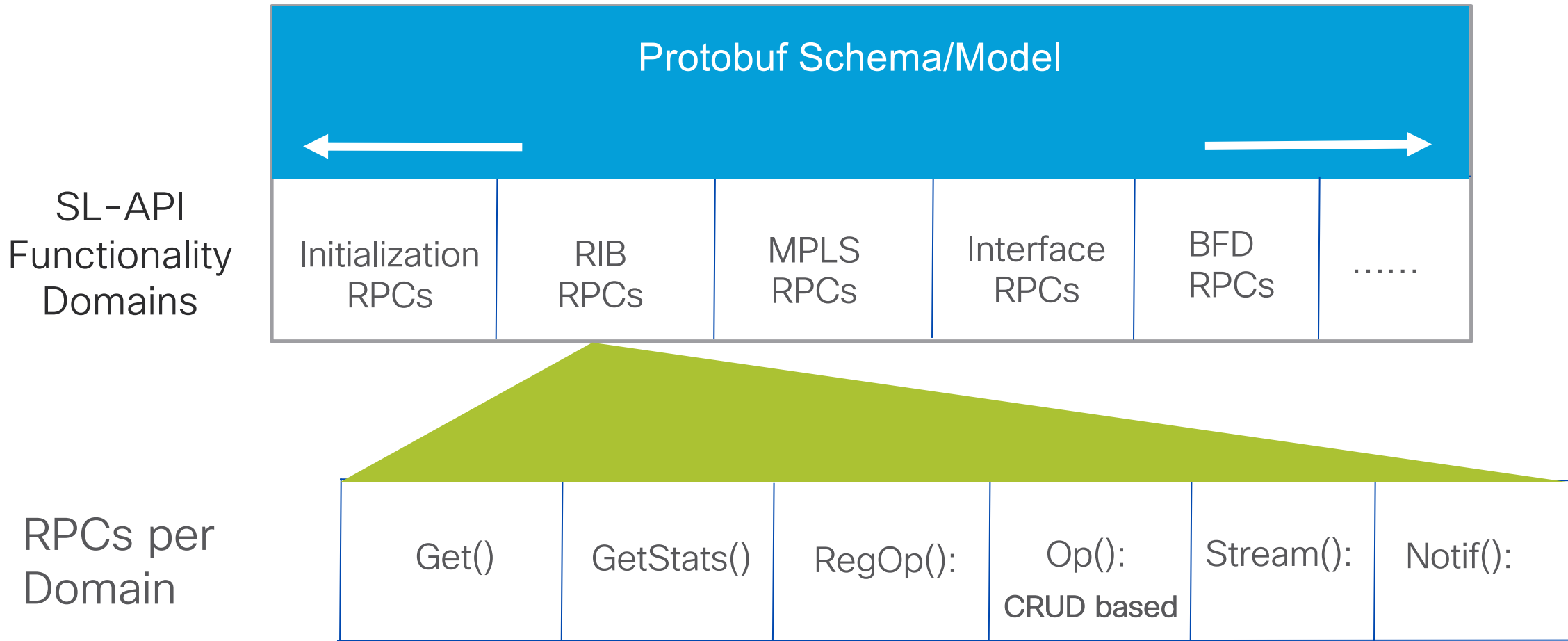


Service Layerに対するAPIを用意することで様々な要望に対応
特に直接RIBをAPIから制御する要望はある？

Service Layer API Architecture



Service Layer API Architecture

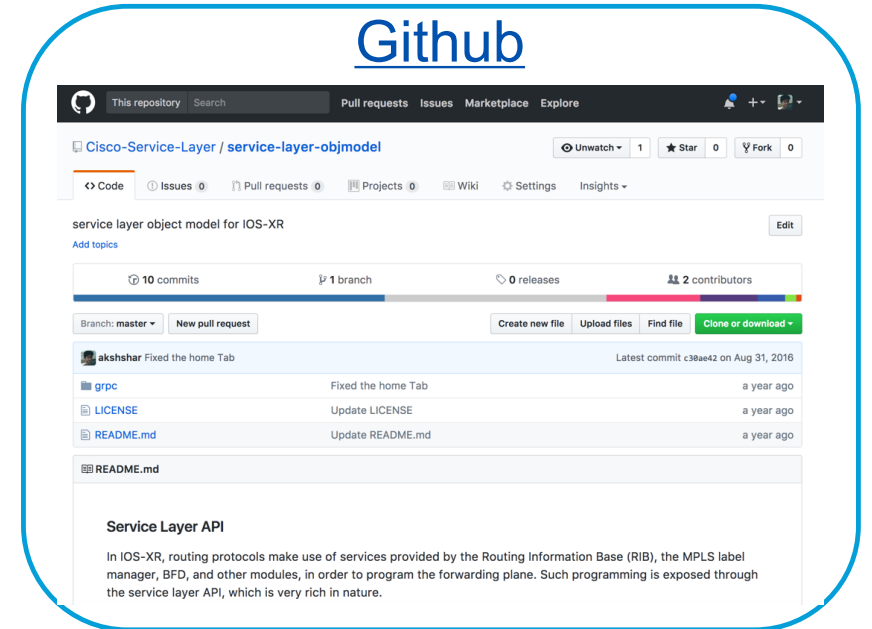


ちょっとだけデモ...をやる時間はなさそうなので

- **Github:** Check out the Obj-model repository on Github at

<https://github.com/Cisco-Service-Layer/service-layer-objmodel>

- Proto definitions
- Exhaustive Unit Tests and tutorial apps

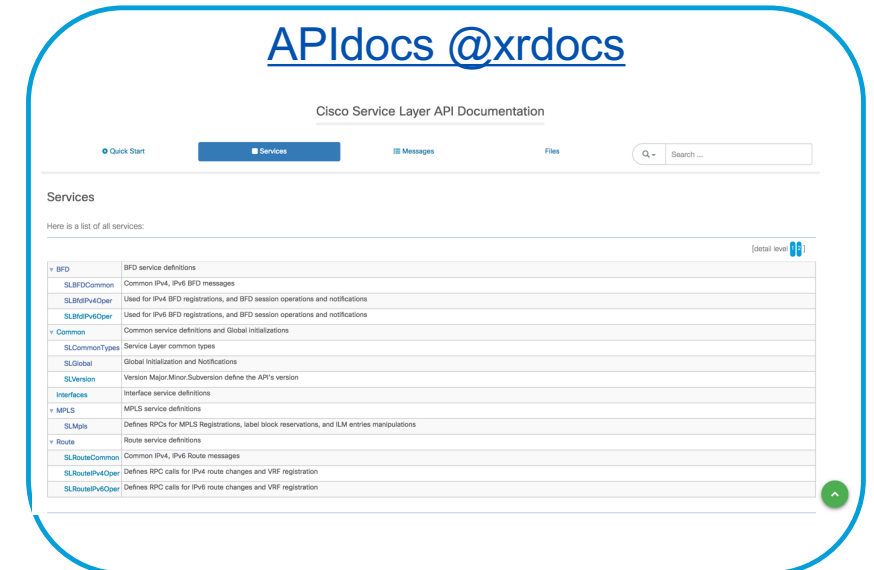


- **@xrdocs:** Blogs, Tutorials on Using Service Layer APIs and associated Libraries:

<https://xrdocs.github.io/cisco-service-layer/>

- **APIdocs:** Doxygen based documentation, auto-generated from the proto files:

<https://xrdocs.github.io/cisco-service-layer/apidocs/>



Application Routeの例

```
RP/0/RP0/CPU0:ios#show route
Tue Jul 17 10:11:54.628 UTC
```

```
Codes: C - connected, S - static, R - RIP, B - BGP, (>) - Diversion path
D - EIGRP, EX - EIGRP external, O - OSPF, IA - OSPF inter area
N1 - OSPF NSSA external type 1, N2 - OSPF NSSA external type 2
E1 - OSPF external type 1, E2 - OSPF external type 2, E - EGP
i - ISIS, L1 - IS-IS level-1, L2 - IS-IS level-2
ia - IS-IS inter area, su - IS-IS summary null, * - candidate default
U - per-user static route, o - ODR, L - local, G - DAGR, l - LISP
A - access/subscriber, a - Application route
M - mobile route, r - RPL, (!) - FRR Backup path
```

```
Gateway of last resort is 10.0.2.2 to network 0.0.0.0
```

```
S* 0.0.0.0/0 [1/0] via 10.0.2.2, 04:37:28, MgmtEth0/RP0/CPU0/0
C 10.0.2.0/24 is directly connected, 04:37:28, MgmtEth0/RP0/CPU0/0
L 10.0.2.15/32 is directly connected, 04:37:28, MgmtEth0/RP0/CPU0/0
C 11.1.1.0/24 is directly connected, 04:37:06, GigabitEthernet0/0/0/0
L 11.1.1.10/32 is directly connected, 04:37:06, GigabitEthernet0/0/0/0
a 20.0.1.0/24 [120/0] via 14.1.1.10, 00:00:18, GigabitEthernet0/0/0/0
a 23.0.1.0/24 [120/0] via 14.1.1.10, 00:00:18, GigabitEthernet0/0/0/0
```

```
RP/0/RP0/CPU0:ios# show route ipv6
Tue Jul 17 10:12:02.168 UTC
```

```
Codes: C - connected, S - static, R - RIP, B - BGP, (>) - Diversion path
D - EIGRP, EX - EIGRP external, O - OSPF, IA - OSPF inter area
N1 - OSPF NSSA external type 1, N2 - OSPF NSSA external type 2
E1 - OSPF external type 1, E2 - OSPF external type 2, E - EGP
i - ISIS, L1 - IS-IS level-1, L2 - IS-IS level-2
ia - IS-IS inter area, su - IS-IS summary null, * - candidate default
U - per-user static route, o - ODR, L - local, G - DAGR, l - LISP
A - access/subscriber, a - Application route
M - mobile route, r - RPL, (!) - FRR Backup path
```

```
Gateway of last resort is not set
```

```
a 2002:aa::/64
[120/0] via 2002:ae::3, 00:00:26, GigabitEthernet0/0/0/0
RP/0/RP0/CPU0:ios#
```

```
RP/0/RP0/CPU0:ios#show route summary
Tue Jul 17 10:23:41.202 UTC
```

Route Source	Routes	Backup	Deleted	Memory(bytes)
connected	2	0	0	480
local	2	0	0	480
static	1	0	0	240
dagr	0	0	0	0
application Service-layer	100352	0	0	24084480
Total	100357	0	0	24085680

```
RP/0/RP0/CPU0:ios#
RP/0/RP0/CPU0:ios#
```

<https://xrdocs.io/cisco-service-layer/tutorials/2017-09-25-using-service-layer-apis-with-vagrant-iosxr/>

Summary

- 本セッションではCisco Routing platformのOpen化に対する取り組みを紹介しました
- 具体的な例として以下を説明しました
 - Cisco8000ルータでSONiCが動作
 - Container IOS-XR XRdで数十秒で大きなトポロジを起動
 - IOS-XRのAPI : Service Layer APIで経路注入
- 今後も続いていく営みとなると思いますので、面白い使い方など議論させていただければうれしいです



The bridge to possible